


Folsom Native Plant Society

folsomnps.org

November, 2008



Next Meeting Date: Sunday, November 16, 2008 at 1:00 p.m.

We will enjoy our holiday get-together so bring a covered dish. We'll also elect the club officers for 2009.

In Jim Russell's home - Address: 61 Parc Place, Mandeville, LA 70471 **Telephone:** (985) 626-4363

Directions: See the detailed directions to Jim's house below .

From the President's Corner



Salutations to All,

The October meeting and presentation was well attended and we thank A.J. and the Lee Road Branch Library for their hospitality. We will be ordering 200 trees from the forestry department (50 each of Mayhaw, Crabapple, Mixed Wild Plum and Cypress).

These will be potted up in January, at Al and Yvonne's house, so that they can be given out with new memberships at the Master Gardener Spring Plant Show in March. Members are urged to pot up other native plants for the show. Also, bring any native plant seeds that you'd like to donate to the club's "spread the seeds" project to the November meeting, so that we will have them on hand when we package our seeds in January.

Our former president and one of the original founders, John Larkin, has been having a hard time since he was bitten by several brown recluse spiders back in April. He was hospitalized recently and we hope that he'll be back in time for the November meeting. We should all put him in our prayers.

November is the month that we will elect new officers for the FNPS. Due to family concerns and other pressing issues, I will not be able to continue as president of our society. Al and I will continue as newsletter editors until May, unless someone else (please) steps up before then. I will continue to edit and update the website for as long as I am needed. The names on the November ballot so far are:

President: Jim Russell

Vice President / Program Chairman: Rod Downie

Treasurer: David Scherer

Business Recorder: Needed

Plant List Recorder: A.J. Bailey

Newsletter Editors: Al & Yvonne Bordelon (until May)

Newsletter Distributors: Candyce & David Scherer

Hospitality Chairman: Candyce Scherer

New Member Mentor Chairman: Temae Theriot

It has been a pleasure to serve as president for the last 2 years. I feel that, as a group, we have accomplished much towards protecting and preserving native plants. Al and I will continue to be active in the club and will help whenever we can.

Yvonne Bordelon

From our future President and next meeting's host, Jim:

The November meeting, which also is our holiday celebration, will be held at the home of Jim Russell. This meeting of the true believers starts at 1:00 PM to allow for strolling about in his yard and woods around him. He has been working hard since marrying the lovely, charming, and intelligent Sheila Corrigan in 1999, and moving to her home just north of Mandeville. Like most gardeners, he is eager to show others this never-ending project. He skillfully integrates traditional suburban landscaping while increasingly utilizing natives or non-intrusive flowers for hummers and butterflies. Jim combines island making by using garden spots he began where loblolly pines stood before Katrina with increasing use of two parish drainage ditches for water gardening and wet lands flora. Jim also likes to brag just a bit.

As this is our big party, please bring something to drink or eat with the rest of us. Jim will coordinate this with Candyce so please call him (985) 626-4363 or (985) 502-4364, on work days at (985) 902-5052, or Candyce at (985) 892-8007.

We have lots of folks who have joined over the last year or so, and we haven't seen them since. Please make an effort to come so we can get to know each other. If anybody knows somebody who may be interested in our endeavors, by all means invite them along. We have a swing set, slide, and little fort so the youngsters can play on those, weather permitting.

Directions:

Coming south on State Highway 59 – Sharp Road is the first traffic light south of the I-12 set of traffic lights, about a mile or so from the interstate. Turn right.

Coming north on State Highway 59 – Sharp Road is the first light north of Lonesome Road where there is a car wash on the right. Turn left on to Sharp.

There are no distinguishing landmarks at 59 and Sharp. Go down Sharp about a mile or so, past the very bad S-curve. When you see the white wooden fence and pond on the right, start slowing down, Parc Place is a short block past the school bus warning sign; Parc Place is on the right across from the main Rosedown entrance.

Coming south on 190 – get off at the Fairway exit, the first exit past the interstate. The exit ramp goes left and right – the left option has two lanes. You get into the right lane to turn left at the 4-way stop. Go under 190, turn right at the first light you come to, on to the service road. Take the service road until you come to State Highway 3228, also called Asbury Road. Turn left. Turn left at the first light which is Sharp Road. Go down about a mile, Parc Place is on the left across from the second Rosedown entrance. Parc Place is a very short block past the school bus sign.

Coming north from 190 (Causeway) or 22 or Causeway that down a little more is Florida. Get off at the exit that shows 22 to the left and 190 to the right and straight – it makes a 45 degree turn there. Take a right at the stop sign, go past the K-Mart on the left and the Chase bank on the right. Get in the left lane. Take a left at State Highway 22 also called Asbury. Asbury, on the side you turn on to, has Whitney Bank and Semolina at the corner. Take a right onto Sharp Road, go down a mile or so, take a left at Parc Place.

Go down one-quarter mile – the end of the road. There are no side streets. Our place is # 61, the last house, hidden by the Bradford Pear in the round cul de sac (the Bradford Pear was there when I moved there). You likely will have to park on the street going down a few houses. Just be courteous and don't block any driveways. The house is a two story brick that is set back from the street with four tall loblolly pines in front just a few feet from the street.

"You know you are a real gardener when you think compost is a fascinating subject."

Emilycompost

November Native Blooms

Ambrosia trifida and *A. artemisiifolia* – Ragweeds
[Aster adnatus](#) – Chain-leaf Aster
A. ericoides – Fall Aster
A. lateriflorus – White
[A. praealtus](#) – Very showy lavender Aster
[Baccharis halimifolia](#) – Groundsel Tree, Everlasting
Bidens alba - Common Beggartick
Bidens aristosa – Sticktight
Bidens pilosa – Shepherd's Needle
Coreopsis tripteris – Tall Coreopsis
Callicarpa americana - American Beautyberry fruit
Elephantopus carolinianus - Elephant's Foot
Eupatorium capillifolium – [Cypress-weed](#)
Euonymus americanus - Strawberry Bush fruit
Eupatorium coelestinum – Mist Flower
Eupatorium fistulosum – Joe-pye Weed
Eupatorium perfoliatum – Boneset, *E. rotundifolium*
& *E. rugosum* – white flower clusters
Hedeoma pulegioides – [American False Pennyroyal](#)
Helianthus angustifolius - Swamp Sunflower
Helianthus tomentosus – Sunflower
Heterotheca mariana – Golden Aster
Hypoxis hirsuta – Yellow Star Grass
Hyptis alata – Clustered Bushmint
Malus angustifolia - Crabapple fruit
Monarda punctata – Horsemint
Muhlenbergia filipes – Pink Muhlenbergia
Pycnanthemum tenuifolium (Narrowleaf Mountain Mint – white leaf bracts)
Pycnanthemum incanum (Hoary Mt. Mint whiter leaf bracts)
Rhexia alifanus – Meadow Beauty
Rhexia mariana - Pale Meadow Beauty
Salvia azuera – Blue Sage
Solidago – Goldenrods (four varieties)
Spilanthes americana – Creeping Spilanthes

Trichostema dichotomum – Blue Curls
Verbena rigida - Stiff Verbena
Vernonia missurica, *V. altissima* – Ironweed
[Viburnum dentatum](#) - Arrowleaf Viburnum fruit
Xyris iridifolia - Yellow-Eyed Grass

Hummingbird Plants

Hibiscus coccineus – Texas Star Hibiscus
Ipomoea coccinea – Red Morning Glory
Ipomoea quamoclit – Cypress Vine
Lobelia cardinalis - Cardinal Flower
Lobelia siphilitica - Big Blue Lobelia
Malvaviscus arboreus drummondii – Small Turk's Cap
[Spigelia marilandica](#) - Indian Pink

Butterfly Common Host Plants

Aristolochia spp. – Pipevine (Pipevine Swallowtail)
Asclepias spp. – Milkweed (Monarch, Queen)
Aster spp. – Many Varieties of Aster (Pearl Crescent)
Cassia fasciculata – Partridge Pea (Sulphurs)
Cirsium spp. – Thistle (Painted Ladies)
Helianthus angustifolius - Swamp Sunflower, *H. tomentosus* (Silvery Checkerspot)
Hibiscus spp. – Mallows & Hibiscus (Checkered Skipper, Gray Hairstreak)
Passiflora incarnata – Passion Flower (Gulf Fritillary)
Passiflora lutea – Yellow Passion Flower

October Shared Plants and Seeds

Temae's Sunflower – *Bidens aristosa*
Red Buckeye (*Aesculus*) seeds
Maypop (*Passiflora incarnata*) fruit and seeds
Introduced Red Flowering Canna Seeds (Hummingbird favorite)


"What is a weed? A weed is a plant whose virtues have not yet been discovered."

Ralph Waldo Emerson 1878

Environmentally Responsible Landscaping

Part 2: Basic Steps in Landscape Design by Dan Gill

(Presented at the Symposium for Sustainable Gardening and reported by Yvonne Bordelon)



Step 1: List needs

Decide which of your family's needs your landscape should provide. Examples of some needs include: play area, shade, privacy, flowers/color (adds maintenance), outdoor living: patio, deck, utility / work area, compost. Look at what you need. It will be different for each family.

Environmentally responsible needs might also include: habitat for wildlife, food for wildlife, water for wildlife, minimized maintenance using powered equipment and reduced water runoff.

Step 2: Provide Color in the Landscape

Since flowerbeds of annuals and perennials are relatively high maintenance, you should introduce color primarily with flowering trees, shrubs and ground covers to reduce maintenance (weeding, deadheading, grooming, bed preparation, planting), reduce watering and reduce fertilizer needs of the landscape. Keep wildlife in mind when choosing the plants.

Step 3: Study your site

Note the compass directions. Study light and shade patterns and drainage. Note existing structures and plantings and where shade is needed. Look at views off site; look out of windows for the views.

Step 4: Draw a land-use plan

Draw up a simple sketch or a scale drawing of the site. Decide where and how much space will be allocated to particular use or activity areas, such as a patio, vegetable garden, kids play area, work / tool storage area and ornamental plantings. Simple circles or "bubbles" are used to designate location and size of use / activity areas. Play around with several arrangements as you make your decisions.

Step 5: Shape the spaces

Decide what shape the different areas will have. Sketch out the shape of beds, patio / deck, vegetable garden, shape of work area. Decide on characteristic plants for particular areas and uses should have – size, growing conditions, flowers, wildlife food, etc. This is a creative stage influenced by the previous steps and the chosen style.

Step 6: Decide Which Plants to Keep

You do not have to leave a plant in a landscape simply because it is there. But you should consider very carefully before removing plants, particularly trees and shrubs. If you decide to make changes or redesign your landscape, it's important to determine what you will keep and what will be removed / replaced.

Keep healthy plants that show good form and are in desirable locations. Prune overgrown trees and shrubs if necessary to make them more suitable for the new landscape. Retain trees with long life spans, such as live oaks, Southern magnolia and bald cypress. Mature short-lived trees are less desirable, such as water oaks, silver maple and flowering pears.

When developing a wooded lot, try to save clusters of trees and the plants growing beneath them rather than individual trees. Clusters of trees are more resistant to high winds and are usually more attractive. Avoid damaging trees during construction.

"We all share the same backyard." EmilyCompost


Guess the Mystery Plant and your name will go into the Door Prize Drawing.

The October mystery plant was the Honeycomb Head or One-flower (*Balduina uniflora*) and the door prize drawing winner was, again for the fourth time, Barbara Hargroeves. However she kindly suggested that we draw again and the winner was Markey Barre'.

The October mystery plant is a perennial plant with annual, vine-like stems that climb over bushes and fences. It has deeply 3-lobed leaves and the 3-inches diameter mottled purple and white fringed flower blooms from May to September. The edible fruit is a large (2-3" long) green to yellow oval berry from which it gets its common name. It is the host plant of the Gulf Fritillary Butterfly and is widely distributed in Louisiana. If you know the answer, write the name of the plant and your name on a slip of paper at the May meeting to be eligible for the door prize drawing.

Membership Renewal Information

New members who joined from September to December 2007, are paid up for 2008. For everyone else, the 2008 renewals were due in January.



**Folsom Native Plant Society
Membership Renewal / Application**

It's time to pay your FNPS dues. Please complete the following and return with your check for either \$18.00 per family (if you wish to receive the newsletter by regular mail) or \$12.00 per family (if you wish to receive it by e-mail). Special student rates are available: \$9.00 for the printed newsletter & \$6.00 for the email version.

Regular Membership
_____ \$18.00 Mail

Student School Name: _____
_____ \$9.00 Mail

_____ \$12.00 e-mail

_____ \$6.00 e-mail

Name: _____

Address: _____

City/State Zip: _____

Home Phone: _____ E-Mail Address: _____

Mail to: Folsom Native Plant Society, P.O. Box 1055, Folsom, LA 70437

Folsom Native Plant Society Statement of Purpose:

The purpose of our group is to protect, perpetuate, and propagate the abundant native plants of Northwest St. Tammany Parish, Louisiana, and adjacent areas, focusing primarily on our native wildflowers, which are fast disappearing; and to discourage pollution of our water and ground so basic to their survival.

Our Board for 2008

President Emeritus: John Larkin

President: Yvonne Bordelon

Program Chairman: Rod Downie

Treasurer: David Scherer

Plant Recording Committee Chairman: A.J. Bailey

Business Recorder: Al Bordelon

Newsletter: Al & Yvonne Bordelon

ylbordelon@bellsouth.net

Publishers: Candyce & David Scherer

Hospitality Coordinator: Candyce Scherer

New Member Mentor: Temae Theriot

FNSP Website: (<http://folsomnps.org>) Emily Canter & Yvonne Bordelon

Dates to Remember

Nov. FNPS Meeting – Sun., Nov. 16 at 1:00 p.m. in the home of Jim Russell – Holiday Get-together, Bring a covered dish.

Folsom Native Plant Society
P.O. Box 1055
Folsom, LA 70437

Please note:

Next Meeting:

Sunday, Nov. 16, 2008

1:00 P.M

In the home of Jim Russell